

THE 'STYLISH' SOLUTION

INSULATED ROLLER SHUTTERS

SHUTTER CURTAIN

Constructed from pre-galvanised material. Ecotech formula foam infill - CFC free/ODP zero with a low global warming potential value of 3. Each panel section is 94mm deep with multi-ribbed face for rigidity.

OPERATION

The door is arranged for an electric motor unit with manual hand hoisting and lowering facility. The motor unit is complete with an in-built safety drive system. Operating voltage 400V 3 phase IP54 protection 60% duty cycle maintenance free and TUV tested, complying with all current European safety standards. Opening speed 220mm per second.

ORDER INFORMATION

JOB No:

ORDER No:

OPENING WIDTH:

OPENING HEIGHT:

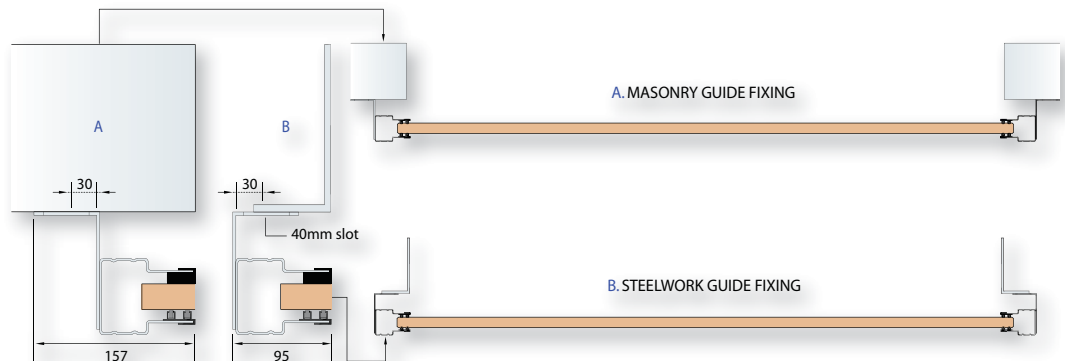
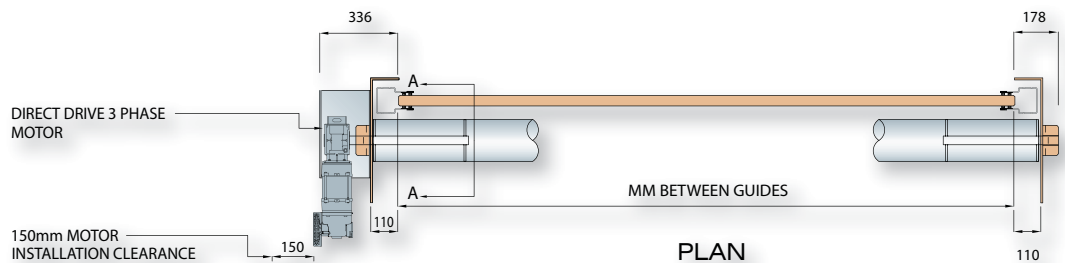
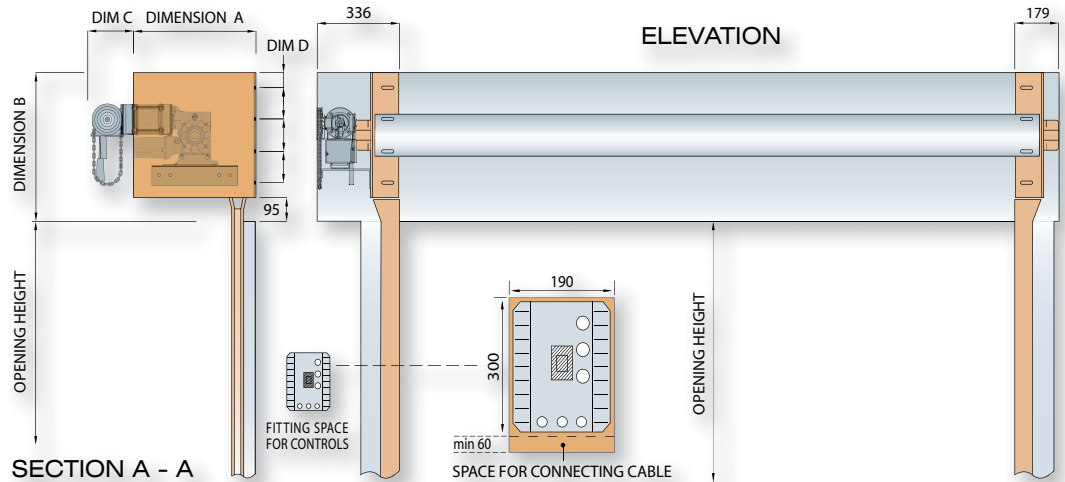
GUIDE TYPE:

DELIVERY DATE:

DELIVERY ADDRESS:

GENERAL NOTES:

EUROFLEX - THE **STYLISH** SOLUTION



WIDTH	HEIGHT	DIM A	DIM B	DIM C	DIM D
2000	2000	350	445	235	25
3000	3000	350	450	235	25
4000	4000	400	495	229	20
5000	5000	450	545	285	35
6000	6000	500	595	235	60

Door hood addition - Dim B + 50 All Dimensions in mm

